

" Apostilinha de Caligrafia"  
(letra cursiva)


Embarque nesta diversão!!!

Nome: \_\_\_\_\_

Série: \_\_\_\_\_


Prof<sup>a</sup>: \_\_\_\_\_

Uma: \_\_\_\_\_



C c

Canta  
canta



C C

c c

É IMPORTANTE PRATICAR NOS TRACEJADOS SEGUINDO A DIREÇÃO DAS SETAS.

C c

Cachorro  
cachorro



C C

c c

É IMPORTANTE PRATICAR NOS TRACEJADOS SEGUINDO A DIREÇÃO DAS SETAS.

B b

Bola  
bola



B B

b b

1

D d

Dado  
dado




D D

d d

2

E e

Elefante  
elefante



Handwriting practice box for the letter 'E'. The top row contains a solid 'E' and a dashed 'E' for tracing. The bottom row contains a solid 'e' and a dashed 'e' for tracing. The box is divided into two horizontal sections by a dotted line.

É IMPORTANTE PRATICAR NOS TRACEJADOS SEGUINDO A DIREÇÃO DAS SETAS.

F f

Flor  
flor



Handwriting practice box for the letter 'F'. The top row contains a solid 'F' and a dashed 'F' for tracing. The bottom row contains a solid 'f' and a dashed 'f' for tracing. The box is divided into two horizontal sections by a dotted line. A small circle with the number '3' is in the bottom right corner.

G g

Gato  
gato



Handwriting practice box for the letter 'G'. The top row contains a solid 'G' and a dashed 'G' for tracing. The bottom row contains a solid 'g' and a dashed 'g' for tracing. The box is divided into two horizontal sections by a dotted line.

É IMPORTANTE PRATICAR NOS TRACEJADOS SEGUINDO A DIREÇÃO DAS SETAS.

H h

Helicóptero  
helicóptero



Handwriting practice box for the letter 'H'. The top row contains a solid 'H' and a dashed 'H' for tracing. The bottom row contains a solid 'h' and a dashed 'h' for tracing. The box is divided into two horizontal sections by a dotted line. A small circle with the number '4' is in the bottom left corner.

J j

Igreja  
igreja



Handwriting practice box for the letter 'J'. The top row contains two uppercase 'J's: the first is solid with a directional arrow, and the second is dashed for tracing. The bottom row contains two lowercase 'j's: the first is solid with a directional arrow, and the second is dashed for tracing. The box is divided into two rows by a horizontal line.

É IMPORTANTE PRATICAR NOS TRACEJADOS SEGUINDO A DIREÇÃO DAS SETAS.

J j

Jacaré  
jacaré



Handwriting practice box for the letter 'J'. The top row contains two uppercase 'J's: the first is solid with a directional arrow, and the second is dashed for tracing. The bottom row contains two lowercase 'j's: the first is solid with a directional arrow, and the second is dashed for tracing. The box is divided into two rows by a horizontal line.

K k

Ketchup  
ketchup



Handwriting practice box for the letter 'K'. The top row contains two uppercase 'K's: the first is solid with directional arrows, and the second is dashed for tracing. The bottom row contains two lowercase 'k's: the first is solid with directional arrows, and the second is dashed for tracing. The box is divided into two rows by a horizontal line.

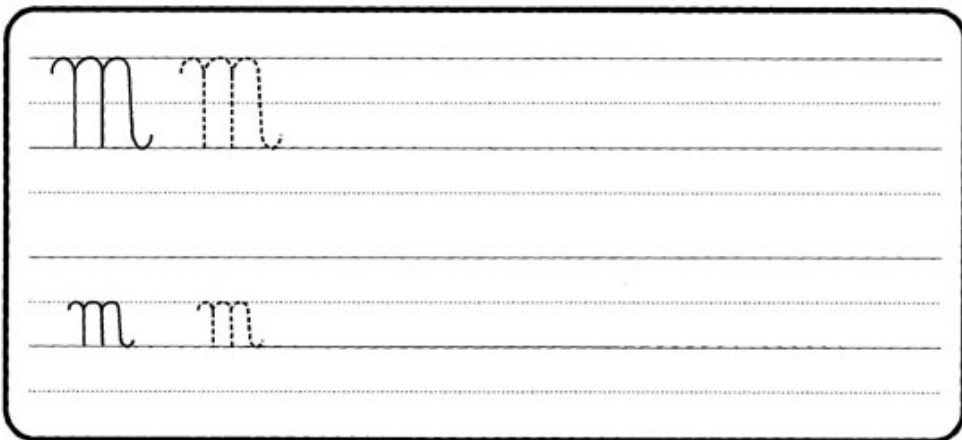
É IMPORTANTE PRATICAR NOS TRACEJADOS SEGUINDO A DIREÇÃO DAS SETAS.

L l


Leão  
leão




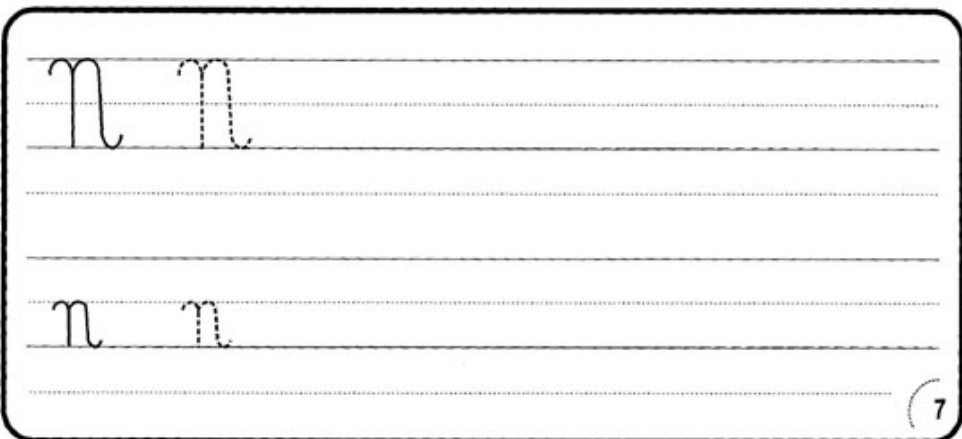
Handwriting practice box for the letter 'L'. The top row contains two uppercase 'L's: the first is solid with directional arrows, and the second is dashed for tracing. The bottom row contains two lowercase 'l's: the first is solid with directional arrows, and the second is dashed for tracing. The box is divided into two rows by a horizontal line.




É IMPORTANTE PRATICAR NOS TRACEJADOS SEGUINDO A DIREÇÃO DAS SETAS.




É IMPORTANTE PRATICAR NOS TRACEJADOS SEGUINDO A DIREÇÃO DAS SETAS.






Quadro  
quadro



Handwriting practice box for Q and q. The top row contains a solid cursive 'Q' and a dashed 'Q' for tracing. The bottom row contains a solid cursive 'q' and a dashed 'q' for tracing.

É IMPORTANTE PRATICAR NOS TRACEJADOS SEGUINDO A DIREÇÃO DAS SETAS.




Saci  
saci




Handwriting practice box for S and s. The top row contains a solid cursive 'S' and a dashed 'S' for tracing. The bottom row contains a solid cursive 's' and a dashed 's' for tracing.

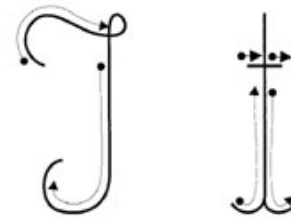
É IMPORTANTE PRATICAR NOS TRACEJADOS SEGUINDO A DIREÇÃO DAS SETAS.




Rato  
rato



Handwriting practice box for R and r. The top row contains a solid cursive 'R' and a dashed 'R' for tracing. The bottom row contains a solid cursive 'r' and a dashed 'r' for tracing.



Tatu  
tatu



Handwriting practice box for T and t. The top row contains a solid cursive 'T' and a dashed 'T' for tracing. The bottom row contains a solid cursive 't' and a dashed 't' for tracing.


U u Uva  
uva



Handwriting practice box for the cursive letter 'u'. It contains two rows of lines. The first row shows a solid 'u' followed by a dashed 'u' for tracing. The second row shows two dashed 'u's for tracing.

É IMPORTANTE PRATICAR NOS TRACEJADOS SEGUINDO A DIREÇÃO DAS SETAS.

V v Vaca  
vaca



Handwriting practice box for the cursive letter 'v'. It contains two rows of lines. The first row shows a solid 'v' followed by a dashed 'v' for tracing. The second row shows two dashed 'v's for tracing.

W w Walkman  
walkman



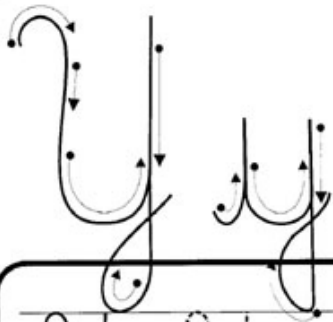
Handwriting practice box for the cursive letter 'w'. It contains two rows of lines. The first row shows a solid 'w' followed by a dashed 'w' for tracing. The second row shows two dashed 'w's for tracing.

É IMPORTANTE PRATICAR NOS TRACEJADOS SEGUINDO A DIREÇÃO DAS SETAS.

X x Xale  
xale



Handwriting practice box for the cursive letter 'x'. It contains two rows of lines. The first row shows a solid 'x' followed by a dashed 'x' for tracing. The second row shows two dashed 'x's for tracing.




Yasmin  
Mary



Handwriting practice box for the cursive letter 'y'. It contains two rows of tracing guides. The first row shows two dashed 'y' characters on a set of three horizontal lines. The second row shows two solid 'y' characters on the same lines.

É IMPORTANTE PRATICAR NOS TRACEJADOS SEGUINDO A DIREÇÃO DAS SETAS.



zebra  
zebra



Handwriting practice box for the cursive letter 'z'. It contains two rows of tracing guides. The first row shows two dashed 'z' characters on a set of three horizontal lines. The second row shows two solid 'z' characters on the same lines.

TREINE MAIS UM POUQUINHO O MOVIMENTO DE CADA LETRA CURSIVA:

C	F	S
B	H	J
C	L	U
D	M	V
E	N	W
F	O	X
G	P	Y
H	Q	Z
I	R	

Caligrafia • Novos Caminhos





TREINE MAIS UM POUQUINHO O MOVIMENTO DE CADA LETRA CURSIVA:



Novos Caminhos

Caligrafia



LIGUE AS PALAVRAS:

treinadora

treino

namoro

rinoceronte

goiaba

alicate

abacate

abacate

alicate

rinoceronte

treino

namoro

treinadora

goiaba

Escolha 3 palavras e desenhe-as aqui.

COPIE A LISTA DE BRINCADEIRAS:

futebol

amarelinha

pique - bandeira

pega - pega

esconde - esconde

polícia e ladrão

Faça o desenho de uma dessas brincadeiras.

COPIE ESTA PARLENDA:

Lá em cima do piano  
tem um copo de veneno.  
Quem bebeu morreu  
o azar foi seu.

Faça um desenho bem bonito sobre esta parlenda.

LEIA E COPIE EM LETRA CURSIVA:

PULGA TOCA FLAUTA  
PERERECA, VIOLÃO  
PIOLHO PEQUENINHO  
TAMBÉM TOCA RABECÃO.

---

---

---

---

---

---

---

---

---

---

---

---

---

---

---

---

---

---

---

---

---

---

---

Em letra cursiva (de mão) faça uma lista de nomes de animais.


LIGUE AS PALAVRAS:

helicóptero

bombeiro

bomba

covida

som

maestro

morango

trator

trator

som

morango

bombeiro

bomba

helicóptero

covida

maestro

Escolha três palavras acima e desenhe-as.

LIGUE AS PALAVRAS:

Luiz

Fabiano

José

Simone

Alcides

Daniela

Rafael

Gabriel

*Simone*

*Gabriel*

*Daniela*

*Luiz*

*Fabiano*

*Rafael*

*José*

*Alcides*

ESCREVA EM LETRA CURSIVA:

NOMES DE BRINCADEIRAS

---

---

---

---

---

---

---

---

NOMES DE CANTORES

---

---

---

---

---

---


---

---

Em letra cursiva (de mão) faça uma lista de nomes de pessoas.


Desenhe seu cantor ou cantora predileto.

Ligue cada desenho ao seu nome.



lancheira




filtro



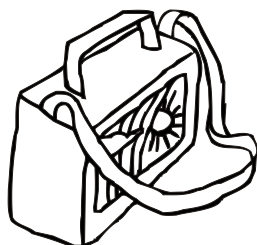
balde



garrafa



assadeira



espremedor

Escreva a cantiga que segue em letra cursiva.

O sapo não lava o pé.  
Não lava porque não quer.  
Ele mora lá na lagoa.  
Não lava o pé  
porque não quer.  
Mas que chulé!




COMPLETE AS LACUNAS USANDO O BANCO DE PALAVRAS:

Peixinho do mar  
Quem te ensinou a nadar  
Quem te ensinou a \_\_\_\_\_  
Foi, foi marinheiro  
Foi o peixinho do mar  
É \_\_\_\_\_ que vimos  
de outra terra, outro \_\_\_\_\_  
Temos \_\_\_\_\_, chumbo e bala  
\_\_\_\_\_ queremos é queirrear  
(Cantiga de marujada)

nós  
mar  
marinheiro  
pólvora  
nadar  
nós

Escreva as palavras abaixo em letra cursiva (de mão).

arroz

feijão

farinha

carne

macarrão

açúcar

café

alho

cebola

bolacha

tomate

alface

cenoura

pepino

beterraba

pimentão

Faça um desenho sobre esta cantiga.

UTILIZE O QUADRO ABAIXO QUANDO VOCÊ TIVER ALGUMA DÚVIDA:

A	B	C	D	E	F	G
A	B	C	D	E	F	G
H	I	J	K	L	M	N
H	I	J	K	L	M	N
O	P	Q	R	S	T	U
O	P	Q	R	S	T	U
V	W	X	Y	Z		
V	W	X	Y	Z		



UTILIZE O QUADRO ABAIXO QUANDO VOCÊ TIVER ALGUMA DÚVIDA:

a	b	c	d	e	f	g
a	b	c	d	e	f	g
h	i	j	k	l	m	n
h	i	j	k	l	m	n
o	p	q	r	s	t	u
o	p	q	r	s	t	u
v	w	x	y	z		
v	w	x	y	z		

